

The background is a composite image featuring financial data. At the top, there's a list of stock prices with green and red indicators. In the center, the word 'INDEX' is followed by the large number '57832'. Below this, the word 'BUY' is visible. At the bottom right, there's a blue bar chart and a white line graph showing an upward trend. Two vertical red bars are positioned on the left side of the image.

BDO TIPOFFS SOFTWARE SOLUTION

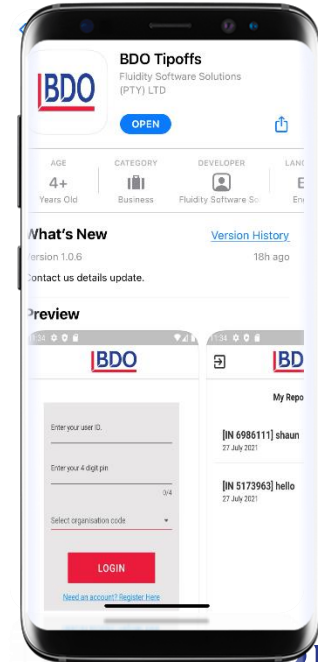

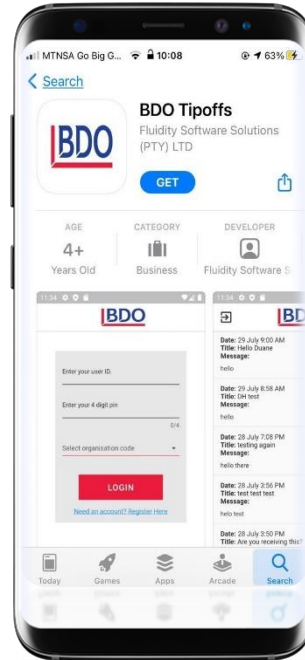
POWERED BY EXPOSEIT

USER DEMO

BDO TIPOFFS SOFTWARE SOLUTION, POWERED BY EXPOSEIT

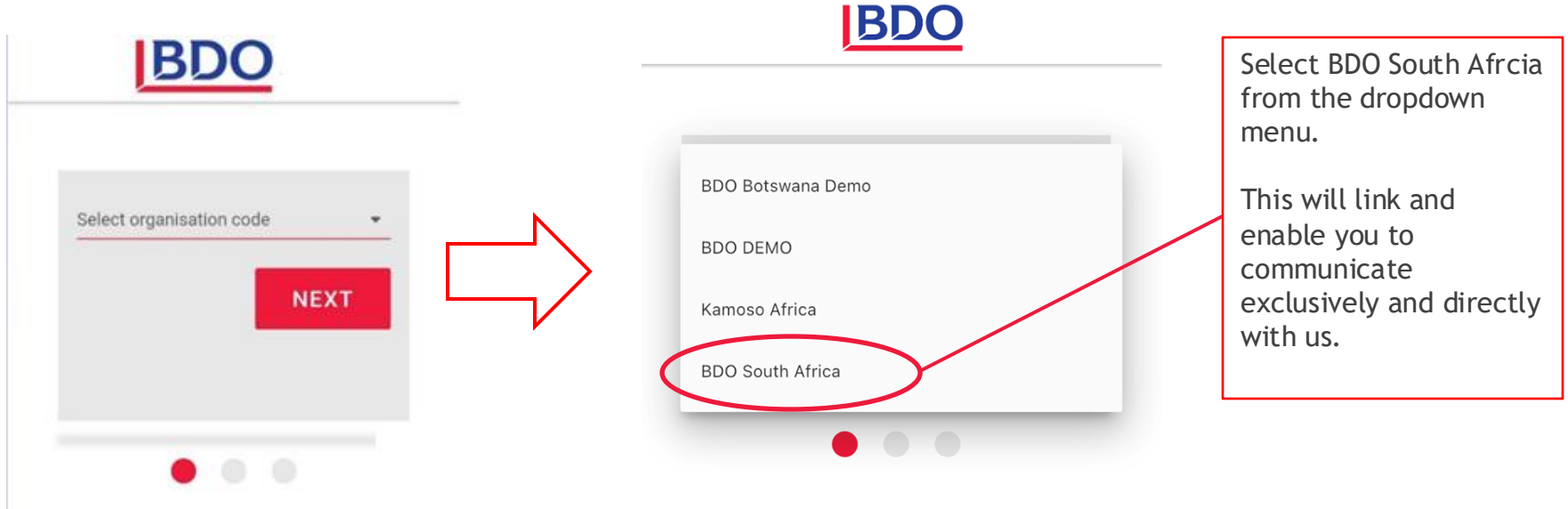
GETTING STARTED

Download the 'BDO Tipoffs' application for FREE from the Apple App Store, Google Play Store or the Huawei App Gallery



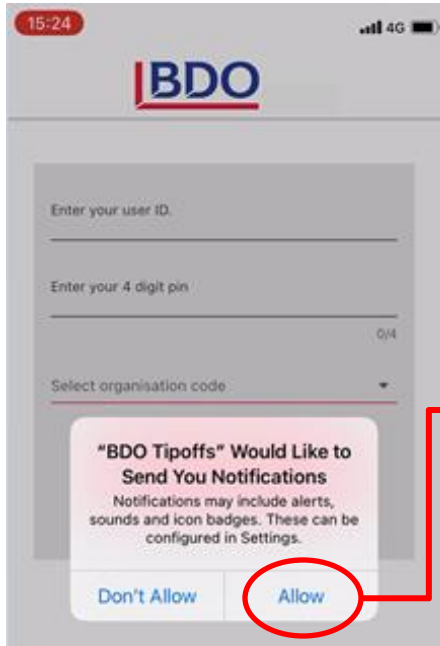
BDO TIPOFFS SOFTWARE SOLUTION

GETTING STARTED

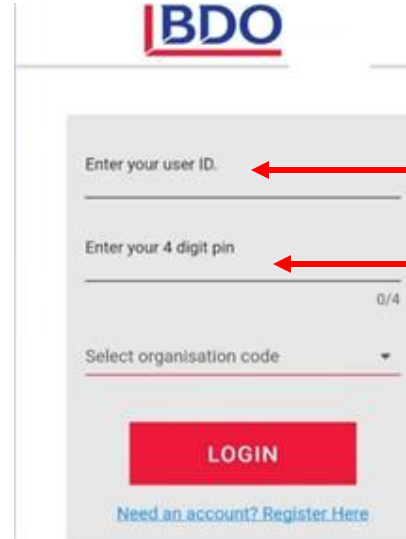


BDO TIPOFFS SOFTWARE SOLUTION

GETTING STARTED




Allow the app to send you notifications. This will enable broadcasts from your organisation and notifications on feedback from reports logged previously.



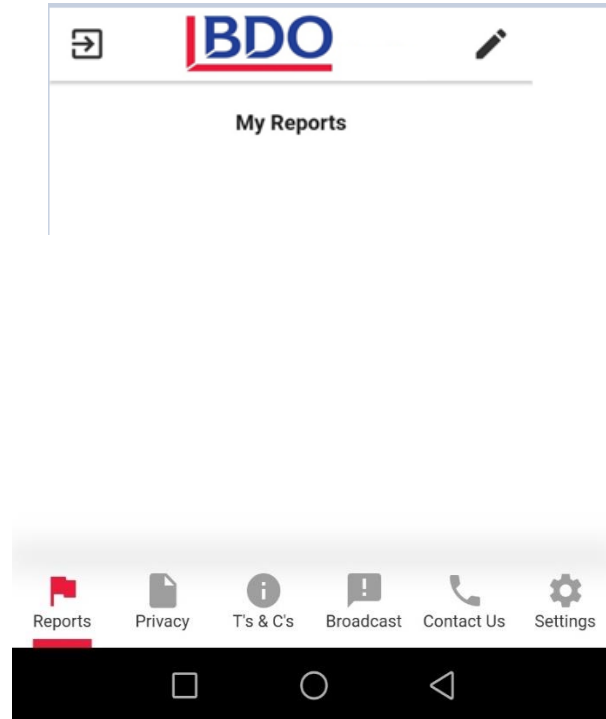
Select your 4-digit user ID and 4-digit pin, these can be any four digits of your choosing. Note that your username and pin cannot be reset if your smart phone is lost/stolen, you will have to re-register. This ensures anonymity of the user.

BDO TIPOFFS SOFTWARE SOLUTION

GETTING STARTED



Once completed click on the **REGISTER** button

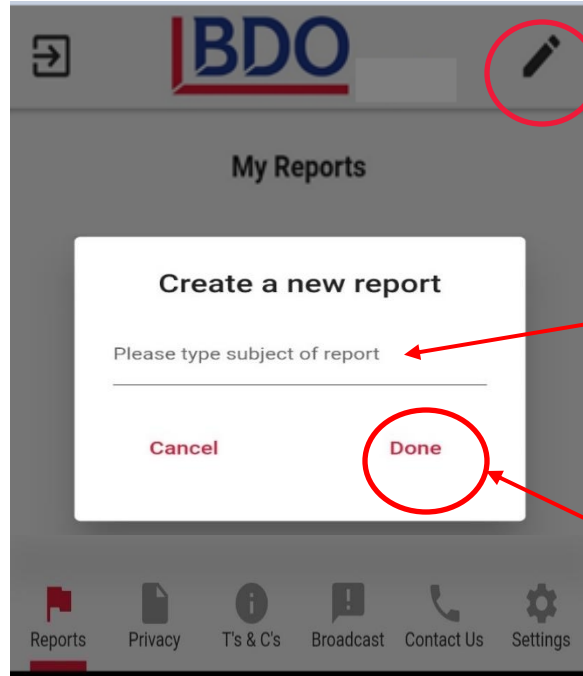


The post registration/login screen will look like this.

Below are sections available within the app.

BDO TIPOFFS SOFTWARE SOLUTION

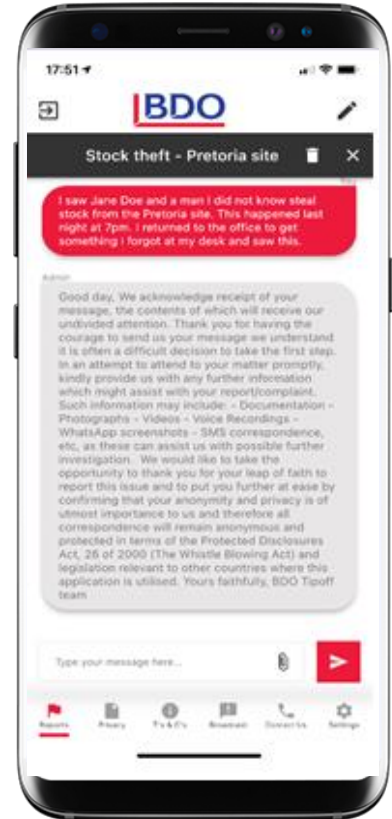
HOW TO MAKE YOUR FIRST ANONYMOUS REPORT



Click the report icon to begin

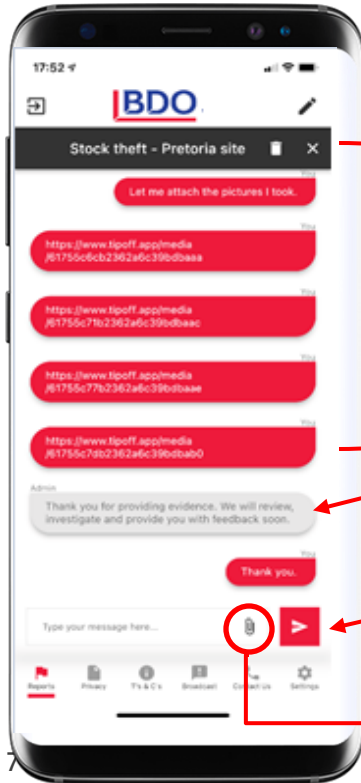
Give your report a subject. This can be any irregularity such as theft, fraud, harassment, bribe, etc.

Then select done



BDO TIPOFFS SOFTWARE SOLUTION

HOW TO MAKE YOUR FIRST ANONYMOUS REPORT



Attach your evidence, this can be photographs, videos, voice recordings, WhatsApp screenshots, SMS correspondence, documents, locations and other forms of evidence. **Limited to 8MB in size each.**

Two-way communication with administrators

Click to send reports once details are provided

Click on the paper clip to select images/files from your device to attach as evidence.

The application allows you to be in constant contact with your organisation, assisting with what you need them to know

ADMINISTRATOR DASHBOARD

WHAT THE ADMINISTRATOR SEES ONCE A REPORT IS LOGGED

BDO DEMO
Chief Administrator

Dashboard

Incidents

Analytics

Broadcast

Settings

Incident Reports Summary

Details captured by the user cannot be changed by the administrator

User	Date	Subject	Comms	Incident	Incident Status	Assigned Admin
User	Date	Subject	Comm	Incident	Incident Status	Assigned Admin
User 10	06/10/2021	I saw a car also picking up stock.	✓	Open		
User 10	26/09/2021	corruption	✓	Open		
User 36	20/09/2021	Harrasment In the workplace	✓	Open		
User 37	22/09/2021	Hello - testing	✓	Open		
User 38	23/09/2021	Kalpesh is bullying me	✓	Open		
User 27	03/10/2021	Harassment	✓	Open		
User 27	30/09/2021	Theft	✓	Open		
User 27	15/09/2021	Fraud	✓	Open		
User 26	14/09/2021	theft	✓	Open		
User 26	14/09/2021	theft	✓	Open		

« < 1 2 > »

No name, telephone number, email address or any other IP information of the user is recorded.

To ensure anonymity, the user number is randomly chosen when the user logs an incident

THANK YOU

**FOR A CLEAR PERSPECTIVE, PLEASE
CONTACT**

- Annemari Krugel, Head of Forensics,
on AKrugel@bdo.co.za